


# TERA

## FENCE AND PRIVACY SCREEN HARDWARE AND FITTINGS



Introducing the **TERA** fencing and privacy screen kit, designed for effortless customization of fences, wind or privacy screen elements.

With the TERA PA **Post Connection Profile**, achieve a seamless transition from fence infill to post, enhancing the overall aesthetic appeal.

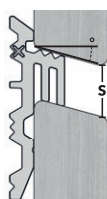
Simply insert fence infills, such as rhombus mouldings or smooth-edged boards, into the post connection profile and secure them in place. The generously sized mounting covers effectively mask any cut edges or length differences.

For rhombus-shaped fence infills, integrate different-sized joint spacers (FUGO 5 | 8 | 12 mm) between infills for varying levels of opacity.

Ensure stability with the slimline TERA SP **Stability Profile**, fitted between posts to prevent twisting of fence panels.

Hide screw connections elegantly with the TERA AP **Finishing Trim**, adding to the system's visual appeal.

Complete the look with the TERA ASP **Top Cap Profile**, providing a flawless finish and additional structural protection for the top fence infill board. Extend the end profile effortlessly with the optional extension set as needed.



	Visible Joint (S)		
	15° Rhombus	25° Rhombus	30° Rhombus
<b>FUGO 5</b>	≈ 5 mm	≈ 6 mm	≈ 7 mm
<b>FUGO 8</b>	≈ 9 mm	≈ 10 mm	≈ 11 mm
<b>FUGO 12</b>	≈ 13 mm	≈ 14 mm	≈ 15 mm

optional accessories

FUGO joint spacer (PU for one fence panel)		
Description	PU	Prod. No.
FUGO 5	<b>60 PCS</b>	016003000
FUGO 8	<b>60 PCS</b>	016103000
FUGO 12	<b>60 PCS</b>	016203000

TERA-SET (for one fence panel)		
Description	PU	Prod. No.
19-23 mm RAL 7016	<b>1 SET</b>	037300000
19-23 mm Anodised E6/EV1	<b>1 SET</b>	037200000
24-27 mm RAL 7016	<b>1 SET</b>	037500000
24-27 mm Anodised E6/EV1	<b>1 SET</b>	037400000

optional accessories

Extension-Set (for TERA ASP)	
Extension-SET incl. rivet Alu + RAL 7016	<b>1 PC</b>
Top Cap Profile L 1.800 mm ASP 19-23 Anodised E6/EV1 or RAL 7016	<b>1 PC</b>
Trop Cap Profile L 1.800 mm ASP 24-27 Anodised E6/EV1 or RAL 7016	<b>1 PC</b>



### SET-PACK

For one fence panel H 1,800xW 1,800 mm | 3.24 m²  
 2 Pcs. Post Connection Profile  
 10 Pcs. UNIA 4.2x28 mm + 100 Pcs. UNIA 4.2x17 or 22 mm  
 2 Pcs. Stability profile + 100 Pcs. UNIA 4.2x17 or 22 mm  
 4 Pcs. Finishing trim  
 1 Pc. Top Cap Profile + 1 Pc. Installation manual

Post Connection Profile:  
Sleek design for an  
elegant appearance

Finishing trim: Conceals  
screw channel for  
a clean finish

Insert Channel: Accommodates  
FUGO joint spacers seamlessly

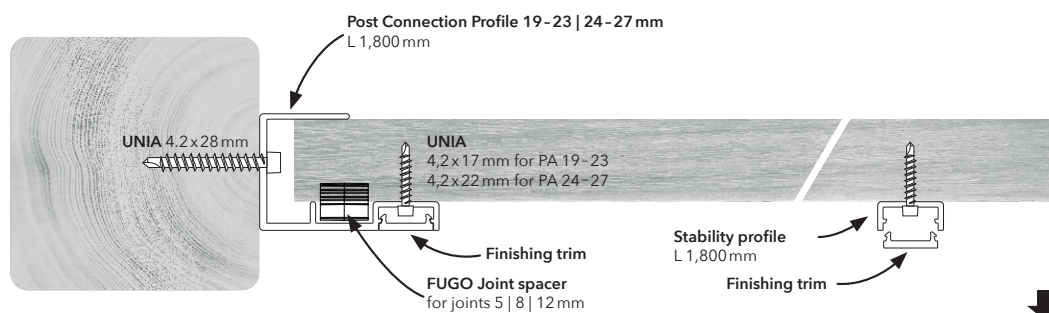
Screw Channel: Equipped  
with an integrated V-groove  
screw guide for effortless  
installation

Stability Profile:  
Slim design and  
ensures stability

Top Cap Profile:  
Provides a finishing touch for  
the top of the fence or screen

E6 EV1  
RAL 7016

Surface Finish: High-quality  
anodized or powder-coated surface  
for durability and aesthetic appeal



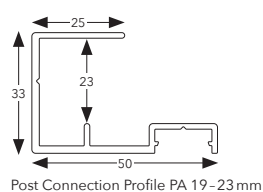

#### DOWNLOADS



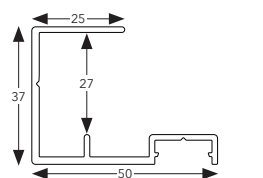
Installation



Data Sheet



Post Connection Profile PA 19-23 mm



Post Connection Profile PA 24-27 mm

OVERVIEW	TERA PA Post Connection Profile	TERA SP Stability Profile	TERA AP Finishing Trim	TERA ASP Top Cap Profile
<b>Dimensions:</b>	Length 1,800 mm PA 19-23 for fence infills from 19-23 mm PA 24-27 for fence infills from 24-27 mm	Length 1,800 mm Width 18 mm Height 8 mm	Length 1,800 mm Width 15 mm Height 4.5 mm	Length 1,800 mm for PA 19-23 for PA 24-27
<b>Material:</b>	Aluminium EN AW 6060			
<b>Surface:</b>	Silver anodised E6/EV1 or powder-coated RAL 7016			
<b>Accessories:</b>	FUGO Joint spacer 5   8   12 mm for rhombus mouldings			Extension-set for fence widths over 1,800 mm